


Instalasi VPN ITB di iPhone

1. Buka panduan App Store



2. Search aplikasi openvpn di app store, kemudian install

No Service 08.31 72% No Service 08.32 72%

openvpn

OpenVPN Connect
OpenVPN Technologies
★★★★☆ (23)

OpenVPN Connect
OpenVPN Technologies >
★★★★☆ (23)

Details Reviews Related

OpenVPN Connect app screenshots:

- OpenVPN main screen showing profile import options.
- OpenVPN Profiles screen showing a list of profiles: Private Tunnel/San Jose, amipki, auto.
- OpenVPN Connect settings screen showing 'auto' profile and 'Disconnected' status.

Unlimited Free VPN by betternet - Best Proxy...
Betternet Technologies...
★★★★★ (164)


GET

Featured Top Charts Explore Search Updates 31

3. Buka aplikasi OpenVPN

The image shows two screenshots of the OpenVPN app. The top screenshot is the 'About' screen, which includes a 'Back to App Store' button, the time '08.32', and a battery level of 72%. The app title 'OpenVPN' is centered, with 'About' and 'Help' options on either side. Below the title is a 'WELCOME TO OPENVPN' message and instructions: 'OpenVPN requires a profile (.ovpn file) to connect to a server. Please use one of the following apps to import a profile:'. Three options are listed: 'Import your Private Tunnel profile.' with a 'Go' button, 'Import profile from OpenVPN Access Server' with an 'Enter Access Server hostname' input field, and 'Using iTunes Sync, select your device, go to OpenVPN under the "apps" tab, and drop your .ovpn and related cert/key files into the file sharing window.' with a right-pointing arrow. The bottom screenshot shows the main interface at 11:15, with a 'New profiles are available...' notification for 'Private Tunnel/London'. Below that, the 'OpenVPN Connect' section shows an 'auto' Autologin profile and a 'test' profile. The bottom dock contains icons for 'Featured', 'Top Charts', 'Explore', 'Search', and 'Updates' (with a red '31' badge).

OpenVPN requires a profile (.ovpn file) to connect to a server. Please use one of the following apps to import a profile:

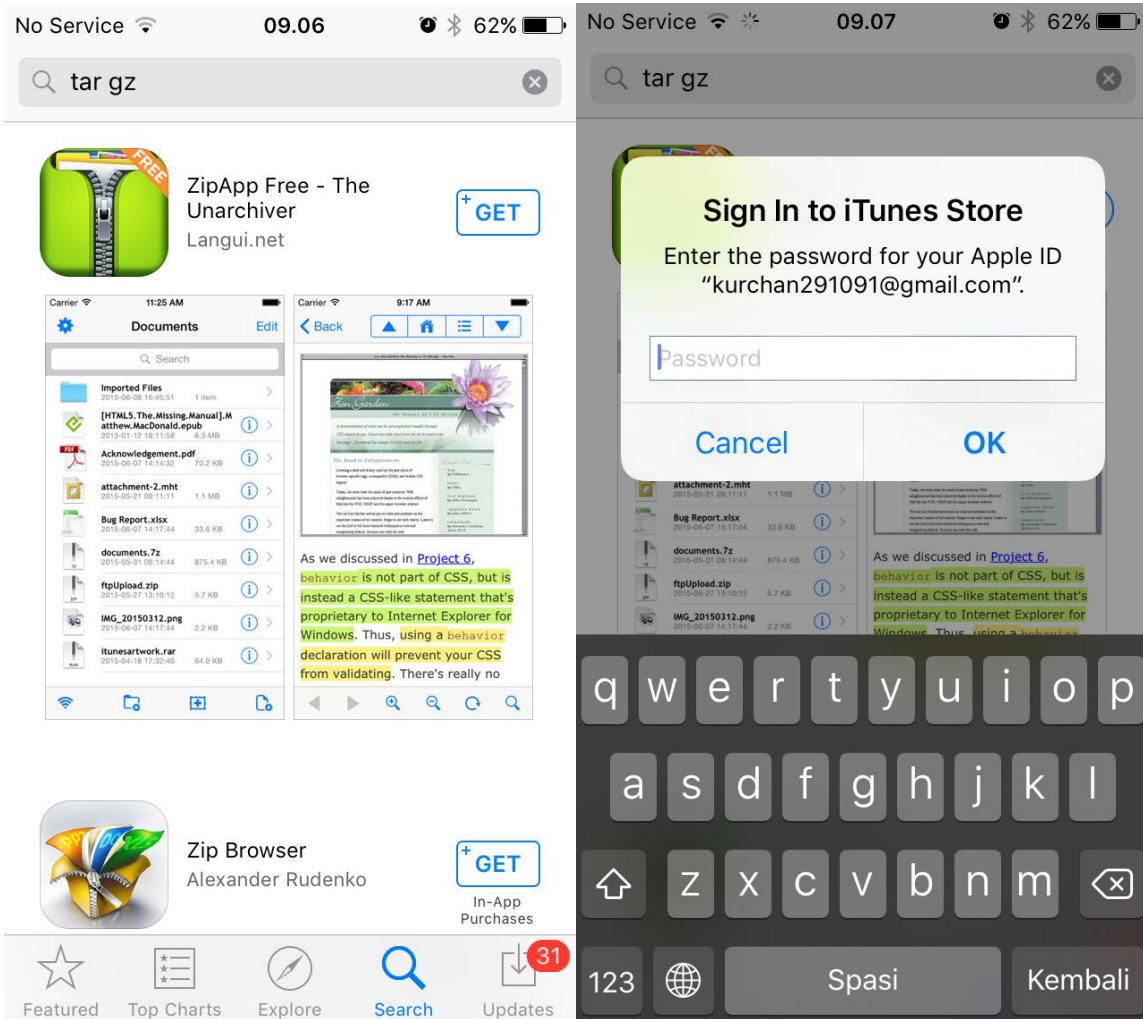
 Import your Private Tunnel profile. [Go](#)

If you are importing a profile from an OpenVPN Access Server, log into the server using Safari and click on "user-locked" or "autologin" profile.

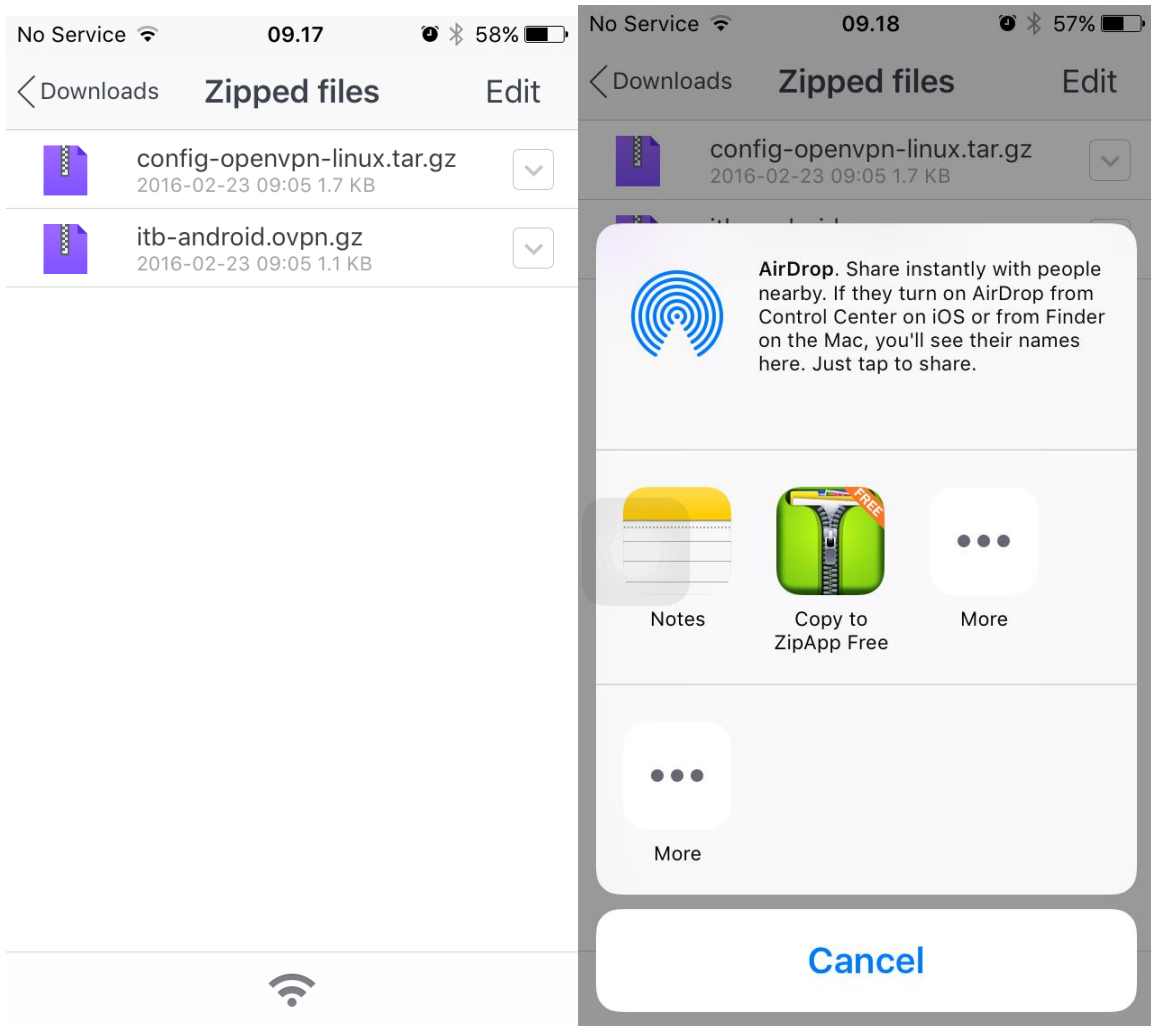
Using iTunes Sync, select your device, go to OpenVPN under the "apps" tab, and drop your .ovpn and related cert/key files into the file sharing window. [>](#)

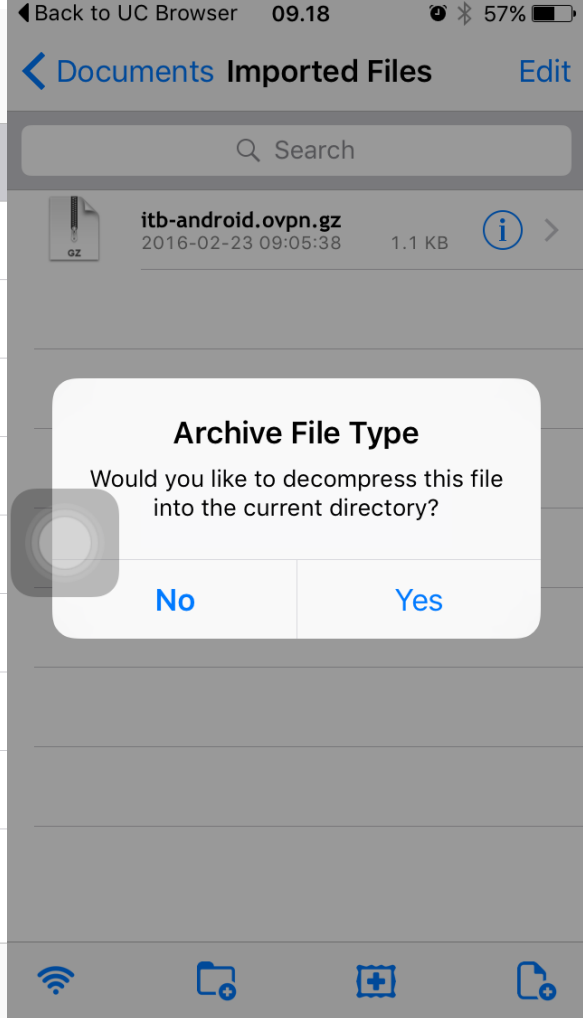
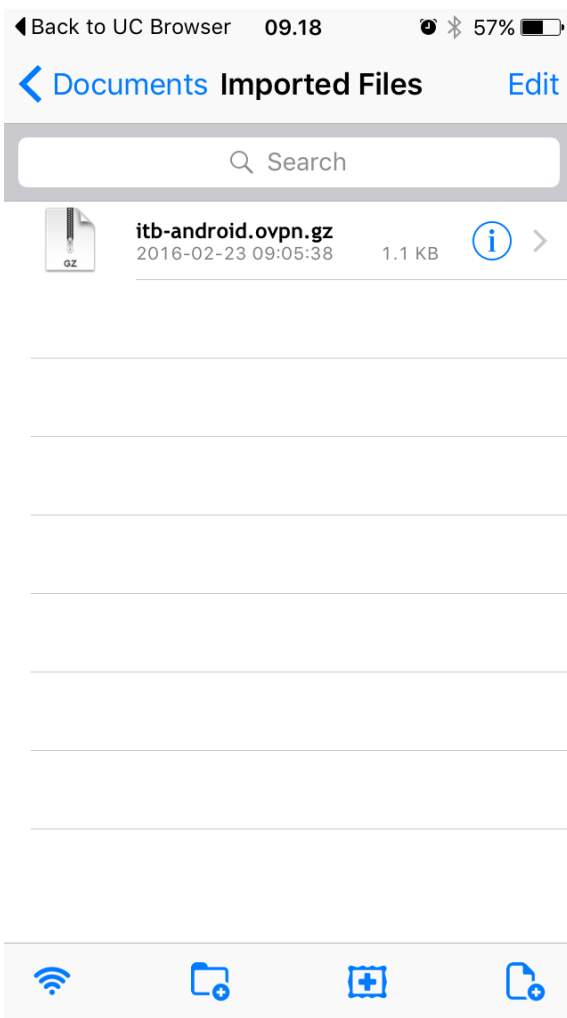
If you receive the profile as a .ovpn attachment in the Mail app, you can open it in OpenVPN (Note: this method is less secure).

4. Download konfigurasi untuk android <http://vpn.itb.ac.id/openvpn/Android/itb-android.ovpn.gz>
5. Buka kembali aplikasi App Store, install aplikasi ZipApp Free

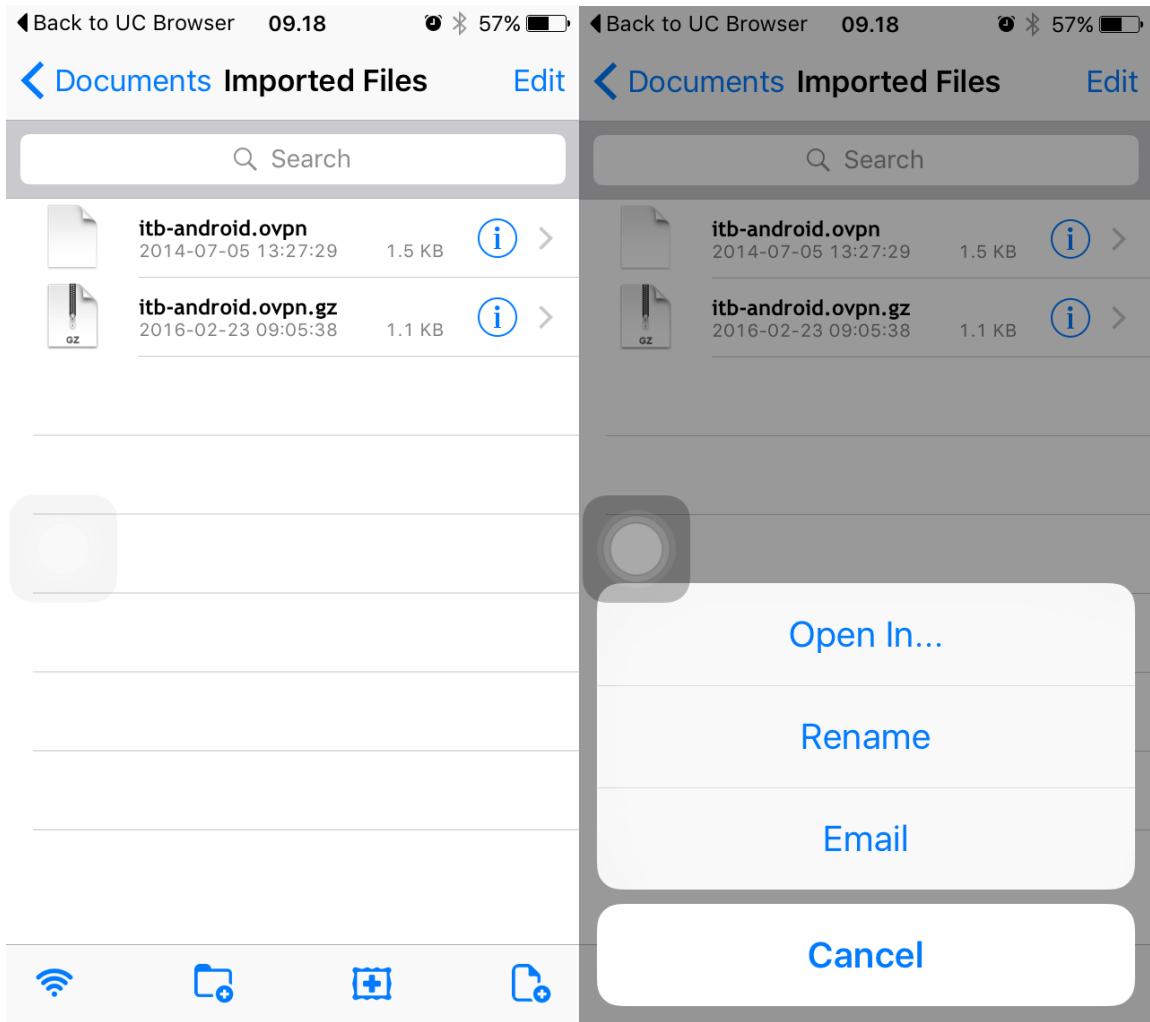


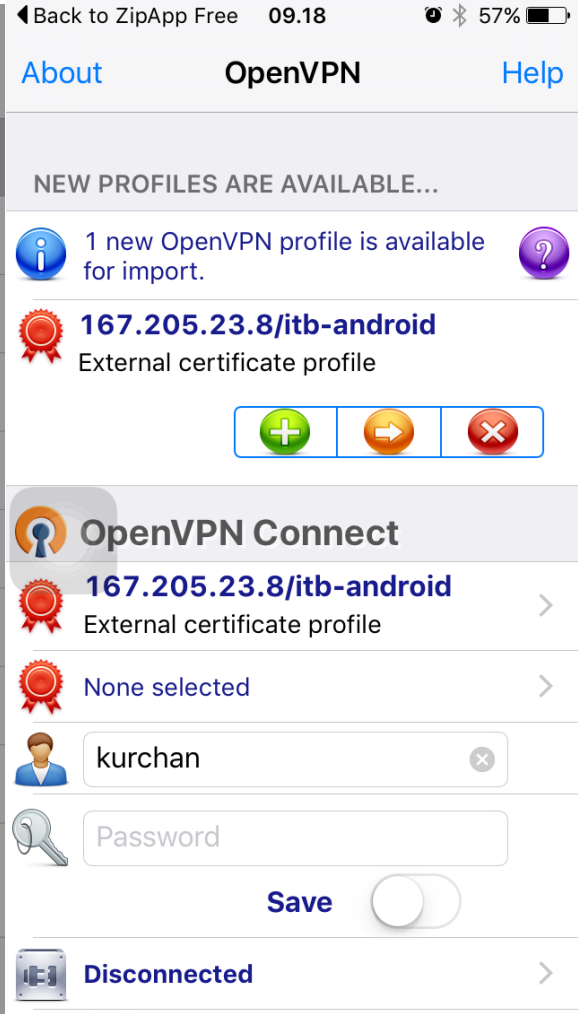

6. Extract file konfigurasi itb-android.ovpn.gz





7. Buka file itb-android.ovpn menggunakan aplikasi openvpn






8. Masukkan user & password A13


The image displays two side-by-side screenshots of the OpenVPN Connect application interface on an iPhone. Both screenshots show the 'OpenVPN Connect' screen for a profile named '167.205.23.8-2/itb-android'. The top navigation bar includes 'About', 'OpenVPN', and 'Help' links. The main content area features a profile name, an 'External certificate profile' section with 'None selected', and a login section with 'User ID' and 'Password' fields. A 'Save' button is located below the password field. In the left screenshot, the 'User ID' field is empty and the 'Save' button is disabled (grey). In the right screenshot, the 'User ID' field contains the text 'kurchan' and the 'Save' button is enabled (green). Below the login section, there is a 'Disconnected' status indicator with a toggle switch. At the bottom, there is a section titled 'MORE FROM OPENVPN TECHNOLOGIES...' with two promotional cards for 'Private Tunnel' and 'OpenVPN Access Server'. A footer note states 'OpenVPN is a registered trademark of OpenVPN Technologies, Inc.'


9. Berhasil


◀ Back to ZipApp Free 09.19 VPN 57%

About OpenVPN Help

 **OpenVPN Connect**

 **167.205.23.8-2/itb-android**
External certificate profile


 **Connected** >




CONNECTION DETAILS

Duration	0:00:02
Packet received	2 seconds ago
Bytes In	3.45 KB
Bytes Out	1.55 KB

MORE FROM OPENVPN TECHNOLOGIES...

 **Private Tunnel -- Your Secure and Private Path to the Internet** >

 **OpenVPN Access Server -- VPN Solution for your Business** >

OpenVPN is a registered trademark of OpenVPN Technologies, Inc.